

Generated by JDSU 5800 MSAM



Enhanced RFC 2544 Test

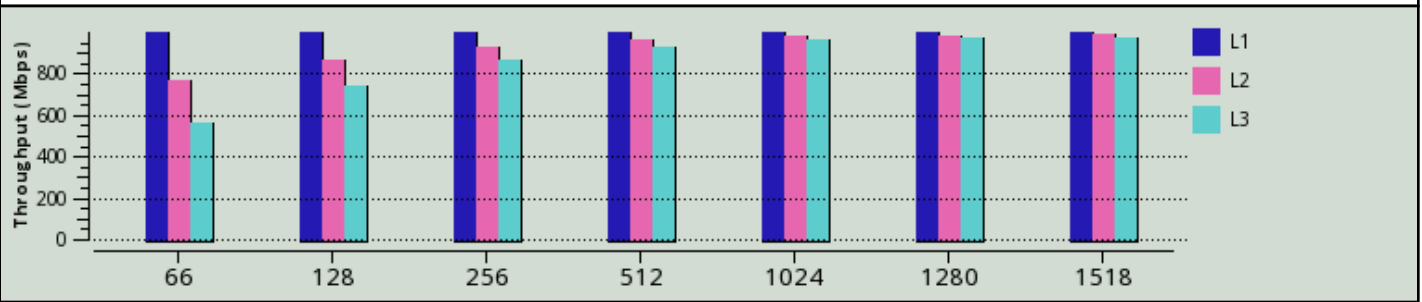
Overall Test Result: Pass

	<p>Throughput </p> <p>Latency </p> <p>Packet Jitter </p> <p>Frame Loss </p> <p>Back to Back </p>	
--	---	--

Mode	Symmetric Loopback
Tests to Run	Throughput, Latency, Packet Jitter, Frame Loss, Back to Back
Customer Name	Times Microwave
Technician ID	GrayStone
Test Location	Dayton NV
Work Order	GI-001
Comments/Notes	LP-POE
Instrument	T-BERD5800 BERT UME1
Serial Number	WMDB0084520017

SW Version	5.6
Start Date	3/15/2015
End Date	3/15/2015
Start Time	4:12:44 PM
End Time	7:48:47 PM

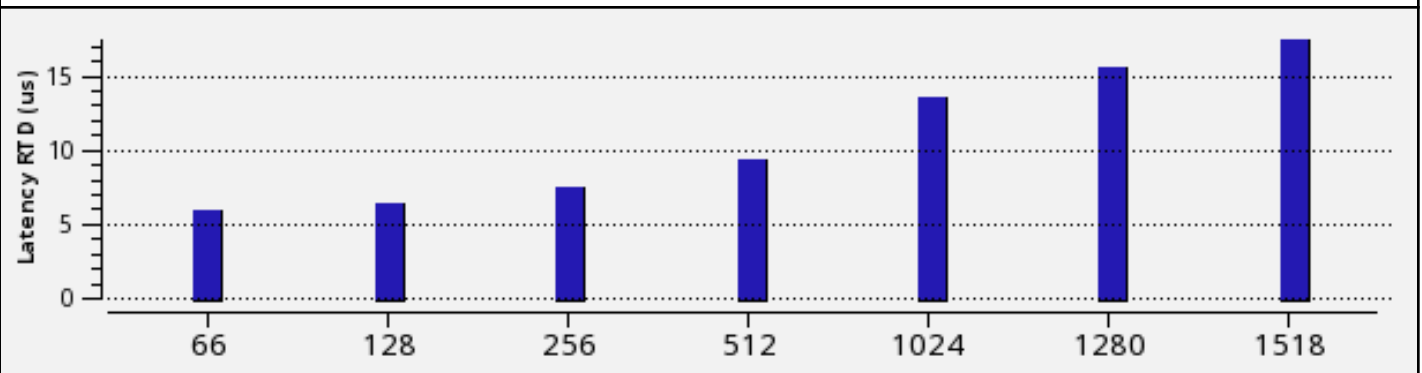
Enhanced RFC 2544: Throughput Test Graph



Enhanced RFC 2544: Throughput Test Results

<i>Pass/Fail</i>	<i>Frame Length (Bytes)</i>	<i>Measured L1 Rate (Mbps)</i>	<i>Measured L2 Rate (Mbps)</i>	<i>Measured Rate (frms/sec)</i>	<i>Pause Detect</i>	<i>Cfg Rate (L1 Mbps)</i>
Pass	66	999.90	767.37	1,453,342	No	1000.00
Pass	128	999.90	864.78	844,510	No	1000.00
Pass	256	999.90	927.44	452,853	No	1000.00
Pass	512	999.90	962.31	234,939	No	1000.00
Pass	1024	999.90	980.74	119,720	No	1000.00
Pass	1280	999.91	984.53	96,145	No	1000.00
Pass	1518	999.91	986.91	81,267	No	1000.00

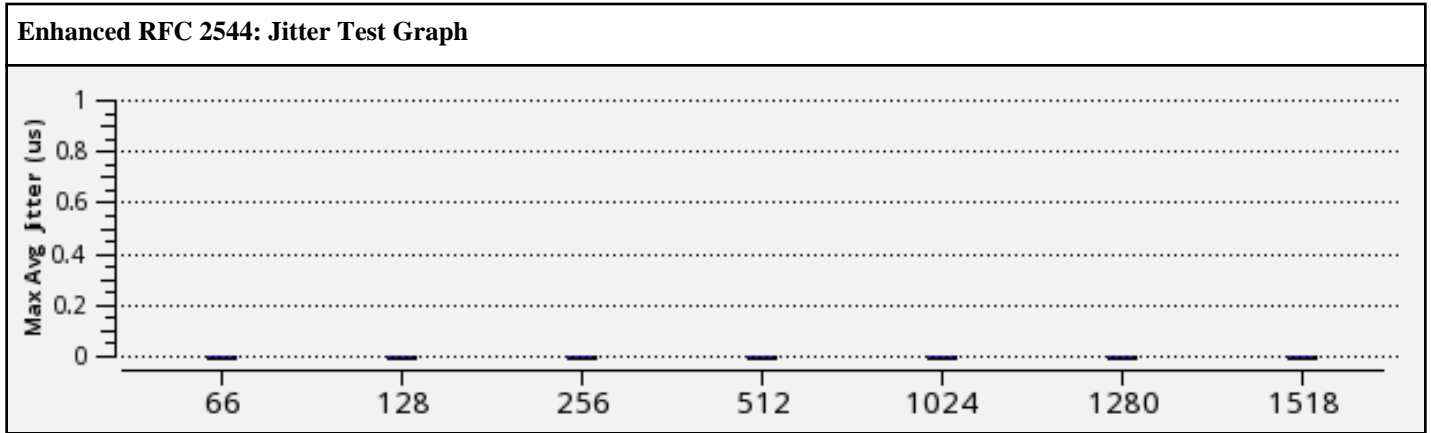
Enhanced RFC 2544: Latency Test Graph



Enhanced RFC 2544: Latency Test Results

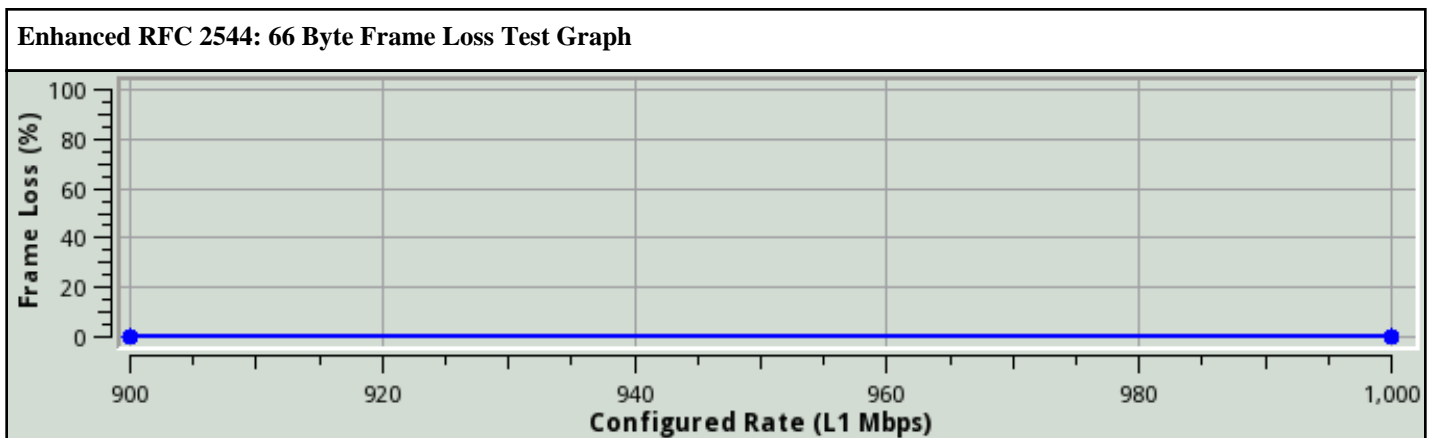
<i>Pass/Fail</i>	<i>Frame Length (Bytes)</i>	<i>Latency RTD (us)</i>	<i>Measured L1 Rate (Mbps)</i>	<i>Measured L1 (% Line Rate)</i>	<i>Measured Rate (frms/sec)</i>	<i>Pause Detect</i>
Pass	66	5.84	999.90	99.990	1,453,342	No
Pass	128	6.39	999.90	99.990	844,510	No
Pass	256	7.39	999.90	99.990	452,853	No

Pass	512	9.38	999.90	99.990	234,939	No
Pass	1024	13.50	999.90	99.990	119,720	No
Pass	1280	15.58	999.91	99.991	96,145	No
Pass	1518	17.42	999.91	99.991	81,267	No

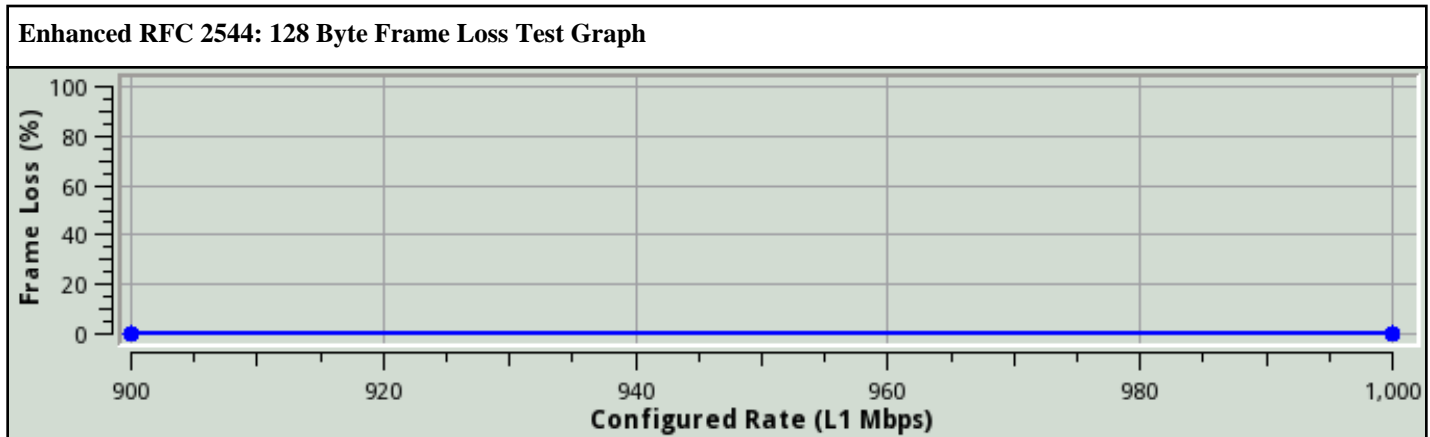


Enhanced RFC 2544: Jitter Test Results

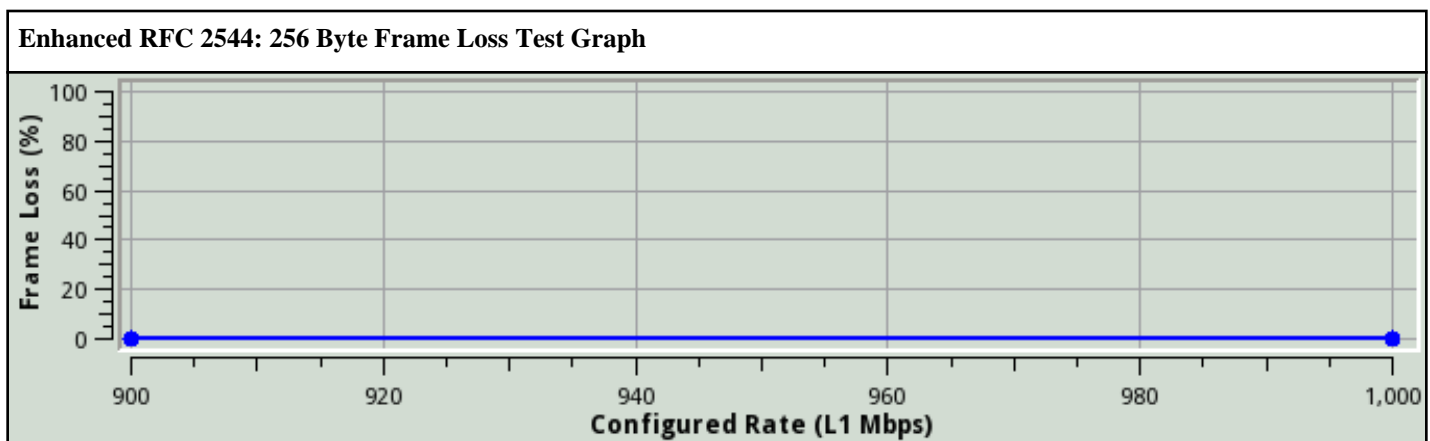
<i>Pass/Fail</i>	<i>Frame Length (Bytes)</i>	<i>Max Avg Jitter (us)</i>	<i>Measured L1 Rate (Mbps)</i>	<i>Measured L1 (% Line Rate)</i>	<i>Measured Rate (frms/sec)</i>	<i>Pause Detect</i>
Pass	66	0.00	999.90	99.990	1,453,342	No
Pass	128	0.00	999.90	99.990	844,510	No
Pass	256	0.00	999.90	99.990	452,853	No
Pass	512	0.00	999.90	99.990	234,939	No
Pass	1024	0.00	999.90	99.990	119,720	No
Pass	1280	0.00	999.91	99.991	96,145	No
Pass	1518	0.00	999.91	99.991	81,267	No



Enhanced RFC 2544: 66 Byte Frame Loss Test Results				
<i>Throughput Rate (L1 Mbps)</i>	<i>Frame Loss Rate (%)</i>	<i>Frames Lost</i>	<i>Pause Detect</i>	<i>Cfg Rate (L1 Mbps)</i>
999.90	0.00	0	No	1000.00
900.00	0.00	0	No	900.00

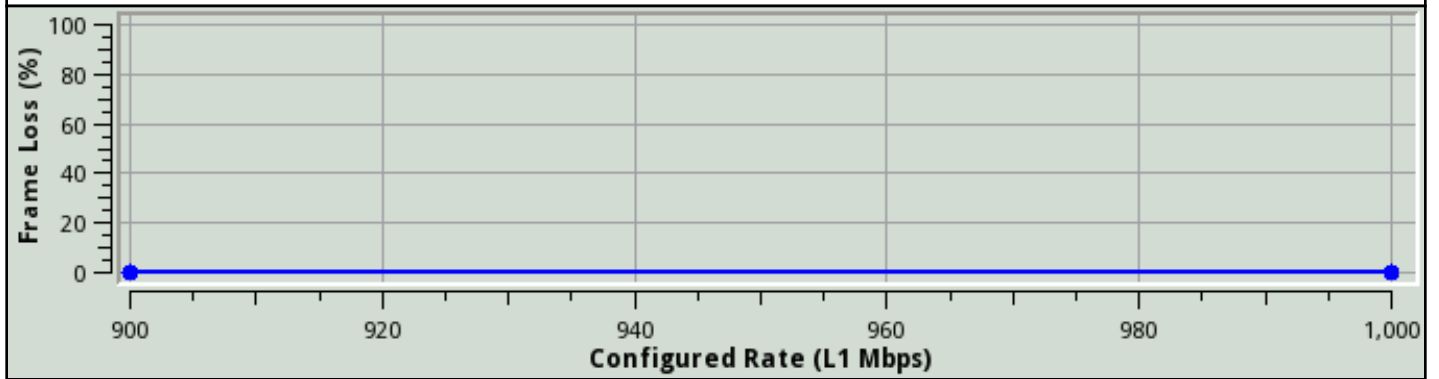


Enhanced RFC 2544: 128 Byte Frame Loss Test Results				
<i>Throughput Rate (L1 Mbps)</i>	<i>Frame Loss Rate (%)</i>	<i>Frames Lost</i>	<i>Pause Detect</i>	<i>Cfg Rate (L1 Mbps)</i>
999.90	0.00	0	No	1000.00
900.00	0.00	0	No	900.00



Enhanced RFC 2544: 256 Byte Frame Loss Test Results				
<i>Throughput Rate (L1 Mbps)</i>	<i>Frame Loss Rate (%)</i>	<i>Frames Lost</i>	<i>Pause Detect</i>	<i>Cfg Rate (L1 Mbps)</i>
999.90	0.00	0	No	1000.00
900.00	0.00	0	No	900.00

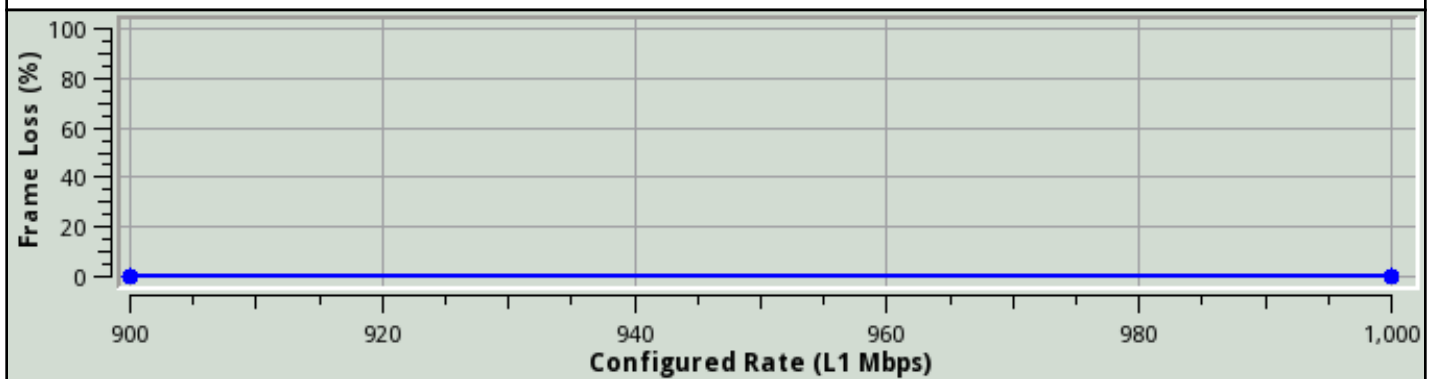
Enhanced RFC 2544: 512 Byte Frame Loss Test Graph



Enhanced RFC 2544: 512 Byte Frame Loss Test Results

<i>Throughput Rate (L1 Mbps)</i>	<i>Frame Loss Rate (%)</i>	<i>Frames Lost</i>	<i>Pause Detect</i>	<i>Cfg Rate (L1 Mbps)</i>
999.90	0.00	0	No	1000.00
900.00	0.00	0	No	900.00

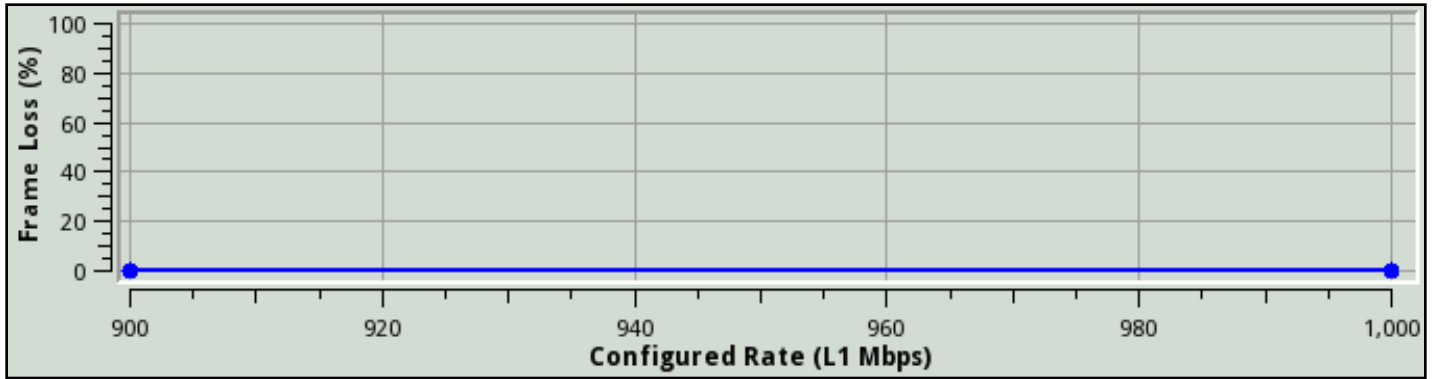
Enhanced RFC 2544: 1024 Byte Frame Loss Test Graph



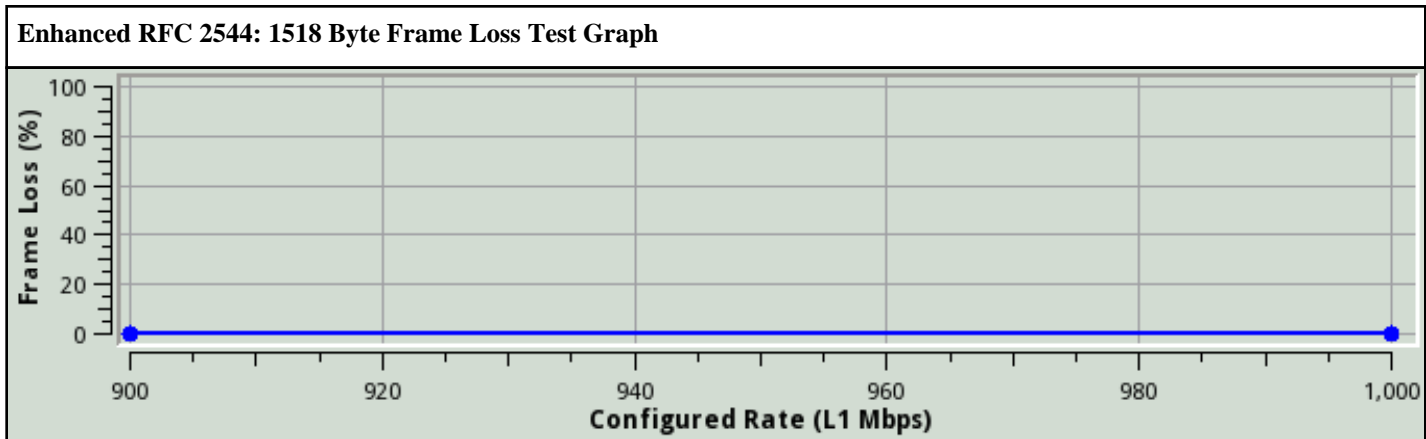
Enhanced RFC 2544: 1024 Byte Frame Loss Test Results

<i>Throughput Rate (L1 Mbps)</i>	<i>Frame Loss Rate (%)</i>	<i>Frames Lost</i>	<i>Pause Detect</i>	<i>Cfg Rate (L1 Mbps)</i>
999.90	0.00	0	No	1000.00
900.00	0.00	0	No	900.00

Enhanced RFC 2544: 1280 Byte Frame Loss Test Graph



Enhanced RFC 2544: 1280 Byte Frame Loss Test Results				
<i>Throughput Rate (L1 Mbps)</i>	<i>Frame Loss Rate (%)</i>	<i>Frames Lost</i>	<i>Pause Detect</i>	<i>Cfg Rate (L1 Mbps)</i>
999.91	0.00	0	No	1000.00
900.01	0.00	0	No	900.00



Enhanced RFC 2544: 1518 Byte Frame Loss Test Results				
<i>Throughput Rate (L1 Mbps)</i>	<i>Frame Loss Rate (%)</i>	<i>Frames Lost</i>	<i>Pause Detect</i>	<i>Cfg Rate (L1 Mbps)</i>
999.91	0.00	0	No	1000.00
900.00	0.00	0	No	900.00

Enhanced RFC 2544: Back to Back Test Results			
<i>Frame Length (Bytes)</i>	<i>Average Burst Frames</i>	<i>Average Burst Seconds</i>	<i>Pause Detect</i>
66	2,906,977	2.000	No
128	1,689,189	2.000	No
256	905,797	2.000	No

512	469,925	2.000	No
1024	239,464	2.000	No
1280	192,308	2.000	No
1518	162,549	2.000	No

Enhanced RFC 2544: Network Configuration	
Frame Type	802.3
Test Mode	Traffic
Encapsulation	None
Loop Type	Broadcast
Source MAC	00-80-16-8A-69-CF
Auto-increment SA MAC	No
Destination MAC	00-80-16-8A-96-A7

Enhanced RFC 2544: Local Auto Negotiation Status	
Auto Negotiation	On
Speed (Mbps)	1000
Duplex	Full
10Base-TX FDX	Yes
10Base-TX HDX	Yes
100Base-TX FDX	Yes
100Base-TX HDX	Yes
1000Base-TX FDX	Yes
1000Base-TX HDX	Yes

Enhanced RFC 2544: Test Configuration	
Tests to Run	Throughput, Latency, Packet Jitter, Frame Loss, Back to Back
Bandwidth Unit	L1 Mbps
Max Test Bandwidth (Mbps)	1000.00
Frame Lengths Selected (bytes)	66, 128, 256, 512, 1024, 1280, 1518
Throughput Measurement Accuracy	To within 10 Mbps
Throughput Zeroing-in Process	RFC 2544 Standard

Throughput Frame Loss Tolerance (%)	0
Throughput Duration (s)	60
Throughput Pass Threshold	Selected
Throughput Pass Threshold (Mbps)	100.00
Number of Latency Trials	20
Latency Trial Duration (s)	60
Latency Pass Threshold	Selected
Latency Pass Threshold (us)	1000
Number of Packet Jitter Trials	20
Packet Jitter Trial Duration (s)	60
Packet Jitter Pass Threshold	Selected
Packet Jitter Pass Threshold (us)	0
Frame Loss Test Procedure	RFC 2544 Standard
Frame Loss Trial Duration (s)	30
Frame Loss Bandwidth Granularity (Mbps)	100
Back to Back Number of Trials	50
Back to Back Granularity (Frames)	1
Back to Back Max Burst Duration (s)	2
Back to Back Pause Frame Policy	Detect Pause Frames